


Welcome Parents!



How many times have you missed...



Flyers at
the bottom
of backpacks?



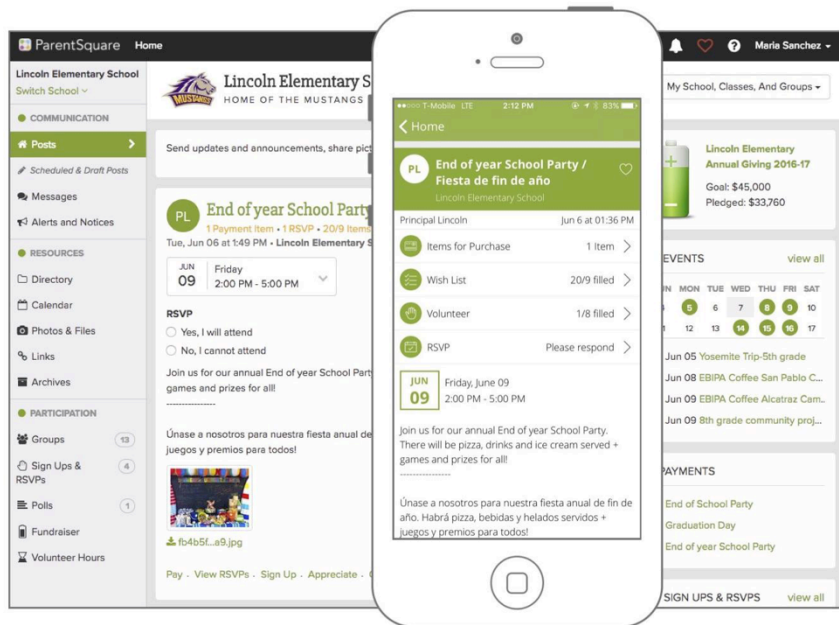
Parent
teacher
conferences?



Events posted on
school bulletin
boards?



Introducing our school's very own parent app!



Stay connected from anywhere with our **online portal** and **parent app**, **ParentSquare!**

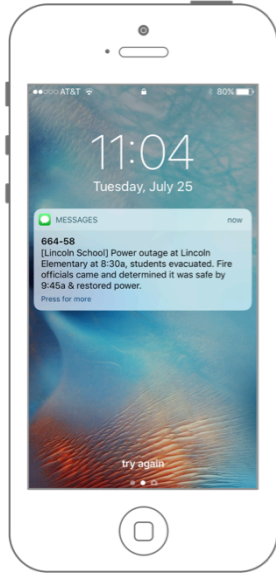
Get all school notifications in one place.

View only what's relevant to your children.

Never miss out again!

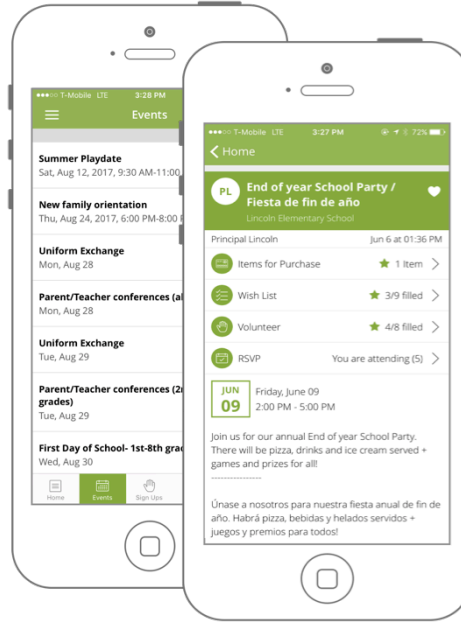


ParentSquare



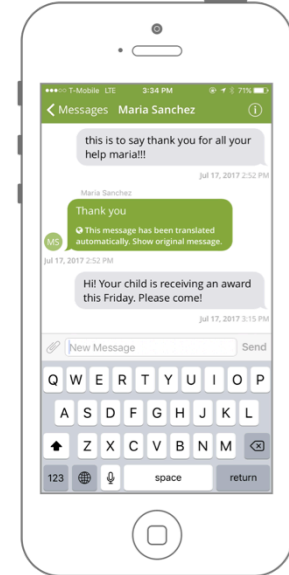
Smart Alerts!

Get school wide announcements at your fingertips.



One Tap Participation

For volunteering, conferences, event RSVPs, payments, permission slips and more



Two-Way Communication

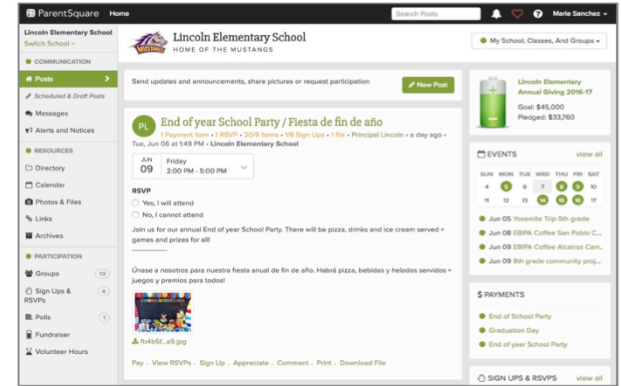
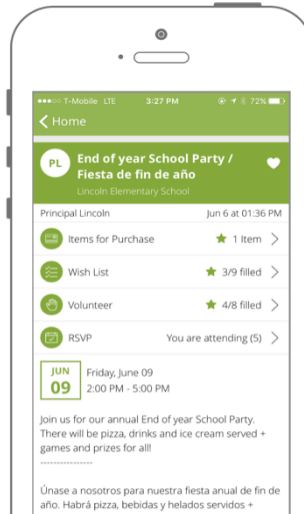
Send & receive real-time messages directly with teachers and administrators.

How ParentSquare Works



1. Teachers & staff share school-related news on ParentSquare.

2. Parents receive, respond & sign up, and get automated reminders!

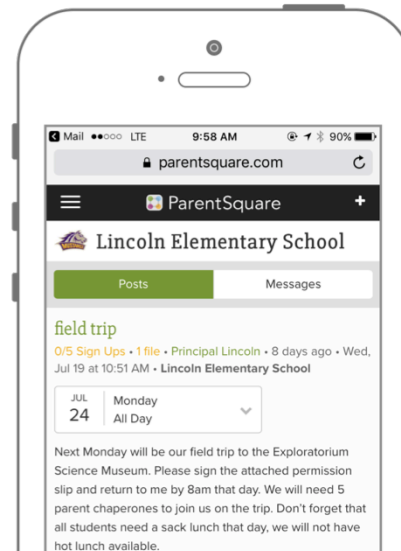
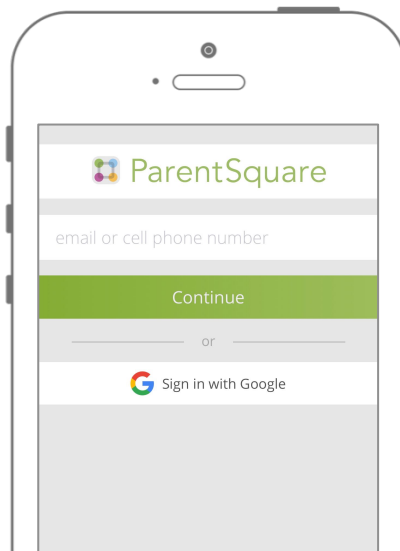





3. Everyone has easy access to all interactions in one place.



ParentSquare

Get Started in 3 Easy Steps!



1. Download the iPhone or Android mobile app

2. Log in with your email or phone registered with the school

3. Start receiving posts relevant to your child

How to Make Sure You Stay Connected



Activate your account & login.



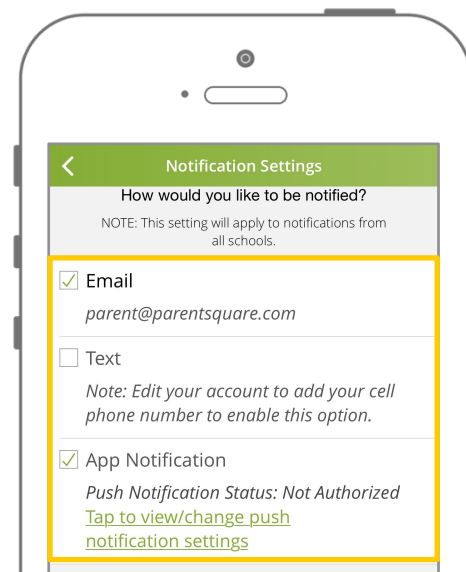
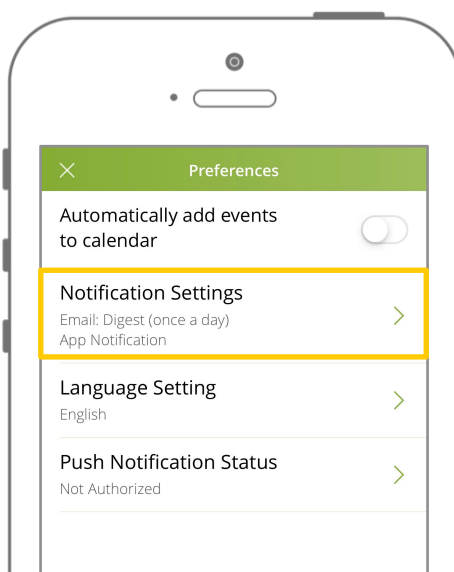
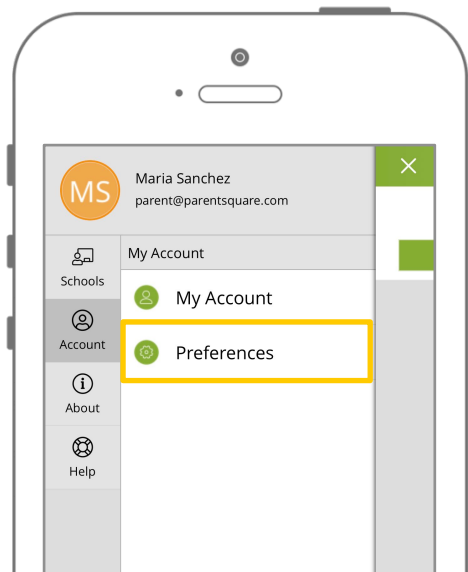
Make sure the school has your correct email AND mobile phone number.



Set your notification preferences in ParentSquare.



Choose Your Notification Preferences



1. Tap the '☰' icon at the top left corner. Then tap 'Preferences'

2. Tap 'Notification Settings'

3. Select how you'd like to be notified



ParentSquare

Building a positive and supportive school
community